



GCSE English

Information for Parents



Your child is studying two GCSEs

GCSE Language

- Two 2 hour exams
- Completely unseen texts
- 20th narrative fiction
- Creative writing
- Comparison of 19th and 21st century non-fiction extracts
- Persuasive or transactional writing

GCSE Literature

- Two exams (2 hours and 2 ½ hours)
- Closed book exams
- Shakespeare play
- Poetry Anthology
- An Inspector Calls
- A Christmas Carol
- Comparison of two unseen poems



Soar Valley College

A SPECIALIST MATHS AND COMPUTING COLLEGE

How can your child revise for....?

GCSE ENGLISH LANGUAGE



Revising for Reading components



- Fiction component
- Non-fiction component

- The exams are essentially a comprehension test – how well do students understand what they've read?



At home, students can revise by:


- Doing their homework!
- going through their folder and previous work looking at targets set by their teacher. Practise questions with these targets in mind.
- practising the questions/assessment objectives that they find challenging.
- using SAM Learning and GCSEPod to access further online fiction, 19th and 21st non-fiction resources.
- practising 'R.A.T.ing' questions.
- practising the timing for questions until they can be answered within the time allocations (usually 15 minutes for a 10 mark answer).
- review examples responses given to them by their teacher and try to use them to improve their own answers.
- ensuring they know the format of the exam papers: i.e. how many marks each style of questions is worth; how long is needed on each question; what reading skills is being assessed on each question.



Revising for Writing components



- Write a short story
- Write two persuasive and/or transactional (real world situation) pieces
- Students are tested on their understanding of audience and purpose.



Reading and understanding the question before planning their answer.



Writing their answers: about five thoughtful paragraphs



Proofreading their answers.





At home, students can revise by:

- practising 'R.A.T.ing' a variety of writing tasks for paper 2.
- practising planning responses to both writing sections: they need to be able to plan within a very specific time frame.
- practising writing opening paragraphs; different paragraph structures; using different techniques; writing closing paragraphs.
- spending time improving their proof reading skills by practising this skill. They can also independently use GCSEPod and SAM Learning to revise key spelling, punctuation and grammar.
- the closer students get to their exams, the more they need to be practising writing in timed conditions.



Soar Valley College

A SPECIALIST MATHS AND COMPUTING COLLEGE





How can your child revise for....?

GCSE ENGLISH LITERATURE



There's no substitute for reading the texts

Audio versions are available for free on YouTube or for purchase





Revising for literature isn't about writing lots of essays...



At home, students can revise by:

- creating mindmaps, timelines and knowledge organisers for each literature text (they need to know characters and themes).
- re-reading key sections of each text.
- completing knowledge recall tests (there are lots on SAM Learning and GCSEPod).
- picking out key extracts for different characters and themes and practise analysing them so that they're developing analysis skills AND learning quotes at the same time.
- practising planning a wide variety of essay questions – they **don't** need to be writing an essay for every essay plan.
- read different types of poetry and practise the skill of comparison.
- practise essay planning for poetry comparison, as well as writing some complete essays.



Revision books

- We have revision guides for both GCSEs.
- The school library also has a section of revision books that students can use

