



Soar Valley College

A SPECIALIST MATHS AND COMPUTING COLLEGE

Year 11

Personal Statement

Induction 2025

ASPIRE ENJOY ACHIEVE



By the end of this session

You will have;

- Received your log in for PS@16
- Logged in to your account for PS@16
- Created your profile for PS@16
- Researched courses and made some notes on your findings
- Started to draft your personal statement



Post 16 Evening – Tuesday 7th October

- An evening designed for you to help you make decisions about your future.
- You will have the opportunity to talk to local colleges, universities and apprenticeship providers.
- Soon you will be getting letters to take home about this event.





What is it?

Positive Steps @16 is an online platform for you to search for and make your college applications.

All Year 11 students **MUST** complete this form to ensure you have options available to you when you leave Soar Valley College.

You **MUST** complete at least two college applications.




What do you want to do when you leave school?



All young people between the ages of 16-19
MUST be in some kind of education or
training programme.

What are your options?

College? A levels? Vocational course? Apprenticeship?

Have a  discussion with your partner – what do YOU want to do when you leave school?

shutterstock.com • 1350464649



What do these options mean?

GCSEs – GCSE's are obviously your current programme of study. A GCSE course is 2 years in length and depending on the grades you get will determine whether you are working at Level 1 or Level 2. Your level will inform what type of course you can go on to at Post 16. The next slide shares more information about which level you need to apply for.

A Levels – An academic option where you would choose 3 or 4 subjects. The programme would take two years and would have an exam at the end. A Levels are a LEVEL 3 programme of study.

Vocational courses – these are more practical, hands on type courses and will include courses such as BTECs, NVQs. These can be 1 or 2 years depending on the level of entry. These courses can be taken at either a LEVEL 2 or 3 depending on what GCSE grades you get.

Apprenticeships – An apprenticeship is the chance to earn while you learn. You will train for your area of interest and have a work placement at the same time. An apprenticeship is not an easy option but a great option for the right students. You will still need to complete your PS16 college application form as a back up.

T-Levels – Level 3. Two year course equivalent to 3 A levels. 80% classroom based. 20% industry.



What Level do you need to aim for?

This is about ensuring you are applying for the right level course. This will depend on your predicted grades.

It is your Year 11 PC1 information that goes on your college applications.

To summarise,

If you are working at 5 GCSEs at Grade 9 – 4, you are working at Level 2. The course that you need to apply for needs to be a Level 3 course.

If you are working at 5 GCSEs at Grade 3 -4, you are working at Level 1. The course that you need to apply for needs to be a Level 2 course.

These are general entry requirements. Colleges will have specific entry requirements and some course will require higher levels of entry so look closely at entry level details.



Which level? Which course?



YOU
decide which
option is
the best for
YOU

Look at your most recent progress check. This will be Year 10 PC3.

With a partner, spend



Considering which level of entry you will need to apply for based upon your teachers predictions.



To summarise,

If you are working at 5 GCSEs at Grade 9 – 4, you are working at Level 2. The course that you need to apply for needs to be a Level 3 course.

If you are working at 5 GCSEs at Grade 3 -4, you are working at Level 1. The course that you need to apply for needs to be a Level 2 course.



STEP by STEP

1. Log onto <https://ps16.co.uk/>
2. Use your log in details to create your account.
3. Make sure you write down your log in details in your planner.
4. You now need to begin to complete your profile on Positive Steps @ 16.



1. Personal Details

Check the information that has been entered for you. Use a professional sounding email address or your school email address.

5. Qualifications

Do not enter anything here yet.

Your grades will be added for you after PC1.

7. Personal Statement

This is a crucial part of your college application. You will continue working on this in your spare time and / or at after school support sessions.

2. Address

Please ensure that the address has been entered correctly.

3. Health

Check your medical records are up to date and accurate.

4. Parental Information

This is required as you are still a child. Enter as much as you can. You can always come back and add to it later.

6. Work Experience

Have you done any volunteering work? Helped out at a sports club or a family business? If so, you can write about it briefly here. If not, that's fine. Simply write that you have not yet had any work experience.

8. Equality and Diversity

A tick box section which to provide required information to the colleges.

<div>Personal Details Information about you.</div> <div>Status complete</div> <div>Update details ></div>	<div>Address Information about where you live.</div> <div>Status complete</div> <div>Update details ></div>	<div>Health Information about your health.</div> <div>Status complete</div> <div>Update details ></div>	<div>Parental Information Contact details of your parent, carer or guardian.</div> <div>Status complete</div> <div>Update details ></div>
<div>Qualifications List all your qualifications from secondary education onwards.</div> <div>Status complete</div> <div>Update details ></div>	<div>Work Experience This section is all about the work experience you have had, including any part time jobs, and references.</div> <div>Status complete</div> <div>Update details ></div>	<div>Personal Statement Your chance to describe your ambitions, skills, and experience.</div> <div>Status complete</div> <div>Update details ></div>	<div>Equality and Diversity This section is all about who you are and what you believe.</div> <div>Status complete</div> <div>Update details ></div>



At a glance...

How much have you completed?

✓	Personal Details
✓	Address
✓	Health
✓	Parental Information
✓	Qualifications
✓	Work Experience
✓	Personal Statement
✓	Equality and Diversity

As you complete each section of your profile, the **X** will turn to a **✓**



Use PS@16 to search for your courses

The screenshot shows the 'Full time courses Course Finder' interface. It has a dark blue header with the title. Below the header is a light grey navigation bar with a '< Back' link. The main section is titled 'Search for courses' and contains a search input field with the placeholder text 'What do you want to study?' and a dark blue 'Search' button. Below the search bar is a light blue section with the text 'Not quite sure what you're looking for or where to start? Try searching...' and five filter buttons: 'By Provider', 'By Sector', 'By Qualification', 'By Level', and 'By Area'.

Click on the course title to have a look and find out more information.

Make notes on your research page of the courses that most appeal to you.

You should make notes on courses, colleges, entry requirements and any other information you think as relevant.

Remember, on **October 1st**, the courses are **updated and “Go Live”**. This is when you will be able to add courses to your favourites. Courses need to be in “favourites” in order to apply for your courses.



Searching for courses

- You can search for courses through PS16 by subject or by provider (college).
- As you search the courses available, you will begin to see some that you think might be appropriate for you.

<https://gateway.ac.uk/>

<https://leicestercollege.ac.uk/>

<https://wqe.ac.uk/>

<https://www.smbcollegegroup.ac.uk/>

<https://www.loucoll.ac.uk/>

<https://www.beauchampcity.org.uk/>

<https://www.beauchamp.org.uk/>





Template - Personal Statement

http://dev.prospectus.co.uk/my-account/profile-template/personal-statement/

prospectus

Home Courses Help & Guidance Upcoming Events My Account

Back to My Account

Please note: You are editing your Profile Template

Updating your template

Remember use a word processor or similar, using the spell-check facility, and copy and paste over when you're ready. And more is better, so try and fill in at least 240 characters.

Profile Template

- Personal Details ✓
- Parental Information ✓
- Qualifications ✓
- Work Experience ✓
- Personal Statement ✗
- Equality and Diversity ✗

Template - Your Personal Statement

Include interests and hobbies. You could also talk about your favourite subject and careers aspirations. This should make you sound as good as you can be, so don't put anything negative - but be honest at the same time!

You can only write a maximum of 4000 characters in this section.

I've got a good attendance record for school and work, also I am reliable and honest. In my spare time I like to spend it at the skate park riding my scooter but when I am not there I like to be with my friends and family. I go to school Monday to Friday and then from school I go straight to work.

Save and Update Template Cancel

Personal statement resources

Student resources / Careers / KS4 / Personal Statements

Section 7 – Personal Statement

- A personal statement is a crucial part of your college application.
- You started this during your first Tutor Period of Year 11.
- This is your opportunity to sell yourself and talk about all the skills and qualities that you have.



We are here to help.





What is it for?

- A personal statement is used on Post-16 applications to Sixth Forms, Colleges or for apprenticeships and employment. It is a chance to:
- Reflect on what you have achieved and learned during your time at Soar Valley College
- Make yourself stand out from other applicants.






The biggest hurdle is where to begin when you're staring at a blank page.

This planning sheet attached with this PowerPoint should help you structure your ideas.

[Planning your Personal Statement]



What do you enjoy doing?

What are you proud of achieving?

What do people say you are good at?

What are your strengths? Are you organised/a good team player/good at thinking of new ideas?

What will demonstrate these skills and 'show me off' to Colleges?

Think about including some of these...

- Jobs, work experience, placements
- Awards, qualifications, certificates
- Responsibilities in school
- Voluntary work, charity work, community activities
- Responsibilities in your family
- Club membership (in and out of school)
- Sports and leisure activities
- Hobbies and interests

Use this to plan your personal statement. These are the things that you need to think about putting in. Try to put something in each box, if you aren't sure-ask me!

Top tip - This is all about showing off!! Making Colleges think: "wow", we want this person to come and study with us!"



Paragraph One

(Introduction)

You could start with;

- An attention grabbing opening statement about your life goals.
- Stating which GCSE subjects you chose and why
- A few adjectives to describe yourself.
- A summary of your time so far at Soar Valley College.
- Be professional.
- You so not need to tell them your name. They will know that from your application.

Paragraph Two / Three

(My Skills and Qualities / Experiences / Extra Curricular Activities)

You could include;

- Opportunities that you have had at SVC outside of the curriculum (sports / music / trips / visits / peer buddy).
- Interests that you have outside of school (sports / gaming / shopping / socialising).
- Holidays that you have been on that you really enjoyed / learnt from.
- Experiences of WOW 2022.
- Always try and say what you have learnt from these opportunities and which skills it helped you develop.

Paragraph Three / Four

(Course choices & future plans)

This section is an essential part of your personal statement. You **MUST** include the courses that you want to go on to study.

DO NOT WORRY though.

When we come back in Year 11, this process will begin.

You can however;

- Look at the local college websites.
- Begin the think about the courses you might want to pursue.



Some sentence starters to get you going

Sentence starters...

I am currently...

My strengths are...

I am proud of...

I enjoy...

My greatest achievement(s) is / are...

I plan to...

I hope to ...

I intend to ...

This year ...

While at school ...

Outside of school ...

Alongside my school work I ...

Last term I ...



I am currently studying Media and Performing Arts. I enjoy these subjects because.....

Outside of school, I have a keen interest in music. I play two instruments and have managed to achieve Grade 5...

Next year at college, I really hope to study..... because

In the future, I have high hopes of becoming a..... My chosen courses will support me in this because...

I am not sure what I want to do in the future but I do enjoy the following subjects....

I pick my younger siblings up from primary school every day. This has taught me to be reliable, punctual and trustworthy.



- The **deadline** for the whole of your form to be completed is **Tuesday 18th November 2025**.
- This includes,
 - A completed profile
 - A completed personal statement including reasons for course choices
 - Applications to a minimum of two providers.

Your next Tutor Period will be **Tuesday 1st October 2025 Period 1**.



What happens next?

- **Tutor Period** – Post 16 research and PS@16
 - **Post 16 Evening** – Meet with Post 16 providers
 - **Apprenticeship Assembly**
 - **Leicester College Assembly** – Post 16 education
 - **Tutor Period** – **PS@16 deadline**
 - **Apprenticeships Workshop**
- Wednesday 1st October Period 1
Tuesday 7th October 5.45-8.30pm
Friday 10th October (TBC)
Friday 17th October (TBC)
Tuesday 18th November Period 1
TBC

Throughout this period, you will receive regular updates, advice and guidance on completing your Positive Steps @ 16 application form to ensure you are making **the right choices for you**.



What is it for?

- A personal statement is used on Post-16 applications to Sixth Forms, Colleges or for apprenticeships and employment. It is a chance to:
- Reflect on what you have achieved and learned during your time at Soar Valley College
- Make yourself stand out from other applicants.






The biggest hurdle is where to begin when you're staring at a blank page.

This planning sheet attached with this PowerPoint should help you structure your ideas.

[Planning your Personal Statement]



What do you enjoy doing?

What are you proud of achieving?

What do people say you are good at?

What are your strengths? Are you organised/a good team player/good at thinking of new ideas?

What will demonstrate these skills and 'show me off' to Colleges?

Think about including some of these...

- Jobs, work experience, placements
- Awards, qualifications, certificates
- Responsibilities in school
- Voluntary work, charity work, community activities
- Responsibilities in your family
- Club membership (in and out of school)
- Sports and leisure activities
- Hobbies and interests

Use this to plan your personal statement. These are the things that you need to think about putting in. Try to put something in each box, if you aren't sure-ask me!

Top tip - This is all about showing off!! Making Colleges think: "wow", we want this person to come and study with us!"



Think – Pair – Share

- Think about **what** you might want to study.
 - Which **subjects** do you enjoy?
 - Which **courses** are available in those subject areas?
-
- What **level** course do you need to apply for? If you are on track for 5 grade 9-4 at GCSE, then you are working at Level 2. That means you need to apply for Level 3 courses such as A Levels or Level 3 BTEC. If you are more on track for 5 GCSEs at grades 3-4, then you are working at Level 1 and need to apply for Level 2 courses.



- Think about **where** you want to study.
- Is there a college that you really want to go to?
- Is it important that the college is near home? How will you get to the college each day?



Keep it professional
and think positive.

Opening paragraph

You might want to start with some **adjectives about yourself**.

You could even start your personal statement by talking about **what makes you a good student**.

You could start by talking about the **GCSE option choices** that you chose and **why you chose** those subjects.

Slide 8 can help you
with some sentence
starters



This is your opportunity to go into more detail about your interests, your course choices and to really sell yourself.

Paragraph 2 and 3

- Talk about your school subjects and **discuss your strengths** and relate to key skills
- Discuss any **position of responsibility** you may have had. For example, the school council, the eco team, being a form rep or a reading buddy.
- Talk about **extra-curricular activities**. For example taking part in debating, drama productions, assisting at open evenings, environmental projects, organising events, sports teams.
- Talk about **extra curricular activities outside of school**. This could be charity or volunteer work you have undertaken, any interests or hobbies like horse-riding, keeping fit, drama or language classes etc. You could also mention any additional awards / certificates you may have achieved such as DoE, music awards (e.g. Grade 3 Piano), sports achievements etc.
- If you know, you could write about your **plans for the future**.



Paragraph One

(Introduction)

You could start with;

- An attention grabbing opening statement about your life goals.
- Stating which GCSE subjects you chose and why
- A few adjectives to describe yourself.
- A summary of your time so far at Soar Valley College.
- Be professional.
- You so not need to tell them your name. They will know that from your application.

Paragraph Two / Three

(My Skills and Qualities / Experiences / Extra Curricular Activities)

You could include;

- Opportunities that you have had at SVC outside of the curriculum (sports / music / trips / visits / peer buddy).
- Interests that you have outside of school (sports / gaming / shopping / socialising).
- Holidays that you have been on that you really enjoyed / learnt from.
- Experiences of WOW 2022.
- Always try and say what you have learnt from these opportunities and which skills it helped you develop.

Paragraph Three / Four

(Course choices & future plans)

This section is an essential part of your personal statement. You **MUST** include the courses that you want to go on to study.

DO NOT WORRY though.

When we come back in Year 11, this process will begin.

You can however;

- Look at the local college websites.
- Begin the think about the courses you might want to pursue.



Some sentence starters to get you going

Sentence starters...

I am currently...

My strengths are...

I am proud of...

I enjoy...

My greatest achievement(s) is / are...

I plan to...

I hope to ...

I intend to ...

This year ...

While at school ...

Outside of school ...

Alongside my school work I ...

Last term I ...



I am currently studying Media and Performing Arts. I enjoy these subjects because.....

Outside of school, I have a keen interest in music. I play two instruments and have managed to achieve Grade 5...

Next year at college, I really hope to study..... because

In the future, I have high hopes of becoming a..... My chosen courses will support me in this because...

I am not sure what I want to do in the future but I do enjoy the following subjects....

I pick my younger siblings up from primary school every day. This has taught me to be reliable, punctual and trustworthy.



**Talk about your skills and qualities.
Give examples too.**

Skills	Qualities
Presenting	Adventurous
Good listener	Energetic
Reading	Thoughtful
Writing succinctly	Adaptable
Team work	Conscientious
Problem solving	Positive
Creative writing	Good sense of humour



Do

- List your personal qualities and skills. Give examples too. For example, I am really good at organising. An example of this is when I took part in a fundraising activity and coordinated meetings with my groups.
- Link those skills and qualities to subjects you study or activities / achievements. For example, I am currently studying Drama. This has helped me to work well in a team and to think outside of the box. An example of this is when...
- Write in 3-4 paragraphs. The final copy (word-processed) must fit on ONE side of A4
- Vary your language / Avoid being repetitive
- Remember the word count (8000 characters)



Don't

- Start by introducing yourself. They will know your name from your application.
- List all your GCSEs.
- Say what you can not do well
- Waffle / Be vague / Write in long breathless sentences
- Use fancy language you don't understand
- Forget to use spell check



Local colleges

Use the following websites to help with your research.

<https://leicestercollege.ac.uk/>

<https://www.wqe.ac.uk/>

<https://www.brooksbymelton.ac.uk/>

<https://www.gateway.ac.uk/>

<https://www.loucoll.ac.uk/>





<https://icould.com/>

Receive top tips and search useful resources



<https://ps16.co.uk/>

You can use this site to continue looking at courses that are available.



<https://www.apprenticeships.gov.uk/>

You might want to find out about apprenticeships



<https://www.tlevels.gov.uk/students>

Find out about T Level courses





And remember we are all here to help you.

Please email;

lpatel@soarvalley.aspirelp.uk

zcollins@soarvalley.aspirelp.uk

choulton@soarvalley.aspirelp.uk

spatel@soarvalley.aspirelp.uk

Head of Year

Assistant Head of Year

Careers Leader

Careers Advisor